

Diagnostic wheel alignment tool set for hubs and shock absorbers

IMMEDIATE TRIAL ON THE WHEEL CAMBER




HUBS, FRONT AXLE AND REAR AXLE FAST CHECK UP



119
280
320
1,3
Kg

Item code

321 104 000


-  ▶ Special diagnostic tool set, necessary for strain detection on hubs, shock absorbers and rear axle; with this tool the operator is able to find the non-conforming parts that have to be replaced because of collisions or potholes on the road.
-  ▶ Collisions or potholes on the road, sidewalks and crashes in general causing damages on the suspension system and corrupting the camber measure. So are coming more and more problems of roadworthiness, and unusual tyre usage.
-  ▶ Able to identify with certainty the real reason which is compromising the camber measure between hub and shock absorber.
 - ▶ Use directly on the hub wheel.
 - ▶ fast use and easy measurement of both hubs.
 - ▶ Advantages of this GOVONI tool set are giving an immediate trial of the balance problem, high time saving for indentifying the real damaged part and finally high cost saving for the mechanic.




Diagnostic wheel alignment tool set for hubs and shock absorbers

FRONT AXLE APPLICATION


How to solve the wheel alignment and camber issue:



» Adjust the pointing measuring tool against the fixing shock-absorber seat.



» Refine measurement using the pointer stick.



» Unscrew the fixing bolt from the disc and mount the wheel alignment tool on the opposite hub wheel.

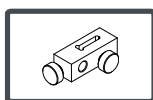


» As a result of different pointer stick position, result is that the HUB require to be replaced.
On the contrary, if any difference is pointed out, the problem is occurring to the SHOCK ABSORBER.

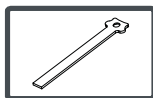
Diagnostic wheel alignment tool set for hubs and shock absorbers

Components

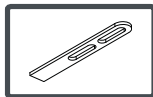
**321104014 +
321104005** Main meter support



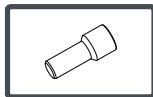
321104013 Supporting plate



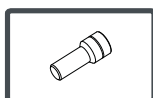
321104012 Grooved plate



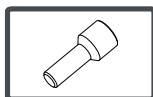
321104010 Fixing bolt
M14X1,25



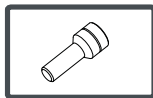
321104009 Fixing bolt
M12X1,5



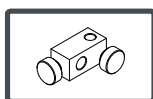
321104008 Fixing bolt
M12X1,25



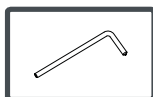
321104007 Fixing bolt
M12X1,5



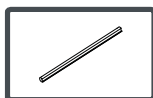
**321104014 +
321104004** Additional meter
support



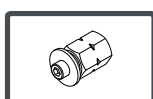
321104003 Pointer stick



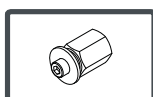
321104002 Measuring stick
l=210 mm



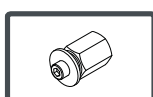
321104027 Adapter M12X1.5
with screw and
washer



311104024 Adapter M12X1.25
with screw and
washer



321104023 Adapter M10X1.25
with screw and
washer



321104028 Adapter M10X1.5
with screw and
washer

