


TOPDON®



ArtiDiag900 BT

Professional Diagnostics Within Reach



Diagnostic Tool

Contents

01

Brief

02

Specs

03

Features

04

What's
In The Box?

05

Comp Chart

06

FAQs

Brief

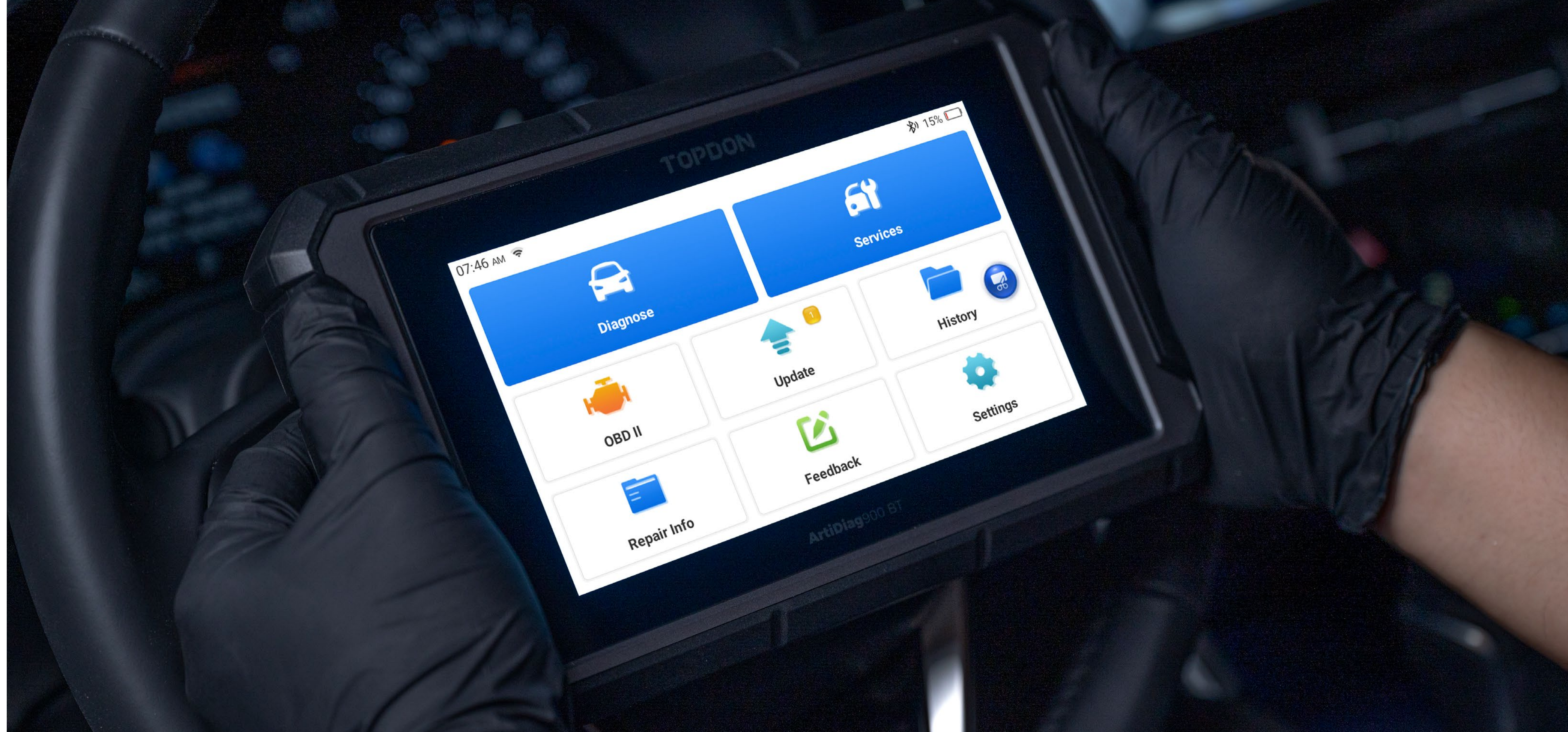
Specs

Features

What's In
The Box?

Comp Chart

FAQs

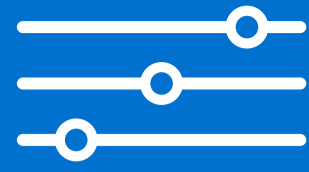


ArtiDiag900 BT

The ArtiDiag900 BT empowers technicians to break free from the limits of wires, providing unparalleled flexibility and convenience. Supporting 28 maintenance services and full system diagnostics for 130+ brands, the ArtiDiag900 BT unlocks maximum productivity and efficiency in your vehicle repairs. ECU coding helps to optimize your car's performance and customize its features; Bidirectional control allows technicians to communicate with vehicle systems and components to locate the vehicle's issue with efficiency and accuracy. All of these functions are performed without one cable, instead using the wireless Bluetooth VCI to bring more flexibility for wireless diagnosis.

Designed with comprehensive functionalities including AutoVIN, FCA Gateway Access, and graphical data displays, the ArtiDiag900 BT is a reliable and convenient solution for DIYers, professional mechanics, and auto shops.

Brief



Specs

Specs

Features

What's In The Box?

Comp Chart

FAQs

Hardware



Display:

7-inch LCD, 1024*600

CPU:

Quad-core Cortex-A53
MT6761, 1.8 GHz

System:

Android 8.1

Memory:

RAM: 2G ROM: 32G

Battery:

6,300 mAh/3.8V

Parameters

Storage Temperature:

-20°C to 60°C (-4°F to 140°F)

Working Temperature:

0°C to 50°C (32°F to 122°F)

Dimensions:

238*145*43 mm (9.3*5.7*1.6 inches)

Net Weight:

885 g (1.95 lb)

Gross Weight:

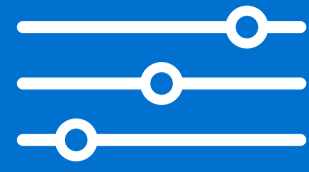
1,677 g (3.70 lb)

Multilingual Support

English, French, German, Spanish, Portuguese, Russian, Japanese, Italian, Korean, Chinese (traditional), Hungarian, Dutch, Polish, Slovak, Swedish, Danish, Greek, and Arabic



Brief



VCI

Specs

Features

What's In
The Box?

Comp Chart

FAQs

VCI Specifications



Working Temperature:

-10°C to +50°C (14°F to 122°F)

Operating Voltage:

9 to 18 V

Working Current:

< 60 mA

Dimensions:

61*49*23 mm (2.4*1.9*0.9 inches)

Description of Indicators



Green: Power

Blue: Bluetooth connection

Red: VCI error

Brief

Access To Your Maximum Productivity

With 28 advanced service functions at your disposal, rest assured that you are equipped to make a car roadworthy.

Use functions like Oil Resets, SAS Resets, Brake Resets, ABS Bleeding, and DPF.

The ArtiDiag900 BT scanner also supports more special functions for various car brands.

For more special functions, refer to the Special Function Menu in a specific system.

Specs

Features

What's In The Box?

Comp Chart

FAQs



Brief

Covers Most Advanced Coding Jobs

The ArtiDiag900 BT is equipped with advanced ECU coding capabilities that allows you to unlock hidden functions and disable unnecessary features with ease.

From enabling single door unlocking, to fuel amount displays, and auto engine start-stops, this tool provides endless possibilities for customizing your driving experience.

It's also a great choice for coding a new ECU after replacing an old one, such as a light module or ABS module.

Specs

Features

What's In
The Box?

Comp Chart

FAQs



Brief

Efficiently Troubleshoot Vehicle Issues

Say goodbye to the frustration of vehicle issues with Bidirectional control.

The ArtiDiag900 BT's bidirectional capabilities allows for individual tests to be performed on single actuators, helping to identify and resolve issues quickly and efficiently.

The ArtiDiag900 BT covers a wide range of vehicle components, including lights, door locks, fuel injectors, fuel pumps, coolant pumps, windows, windshield wipers, EVAPs, and more.

Specs

Features

What's In The Box?

Comp Chart

FAQs



Brief

Wireless Diagnostics Anywhere

The ArtiDiag900 BT features Bluetooth connectivity with a range of up to 10 meters (32.8 ft.), allowing for diagnostic capabilities without the constraints of traditional diagnostic cables.

With the VCI integrated into the tablet, this diagnostic tool is portable and easy to store, making it a convenient solution for diagnosing vehicle issues anytime and anywhere.

Specs

Features

What's In The Box?

Comp Chart

FAQs



Brief

Unleash Optimal Performance In A Vehicle

With advanced scanning capabilities, it can perform comprehensive scans on over 130 popular brands such as BMW, BENZ, JAGUAR, CHRYSLER, FIAT, GM, FORD, HONDA, and more.

You can read module information, clear fault codes, and read data streams for all systems, including engine, transmission, airbag, ABS, ESP, TPMS, immobilizer, gateway, steering, radio, and air conditioning.

Get your hands on the ArtiDiag900 BT scanner now and get vehicles running at their best.

Specs

Features

What's In The Box?

Comp Chart

FAQs



Brief

AutoVIN Gets You Started Instantly

Experience professional diagnostics at your fingertips with the ArtiDiag900 BT.

Its AutoVIN function automatically identifies vehicle information, such as make, model, and year of manufacture, so you can get started with your diagnostics right away.

Don't waste time inputting vehicle information manually. Compatible with vehicles made after 2004.

Specs

Features

What's In The Box?

Comp Chart

FAQs



Brief

Clear Fault Codes With One-Click

With the "Health Report" function of the ArtiDiag900 BT, you can quickly detect and clear fault codes from all vehicle systems with just one click.

Additionally, the "Report" function allows you to save and share fault code reports effortlessly.

Specs

Features

What's In
The Box?

Comp Chart

FAQs



Brief

Seamless Access To FCA Gateway

With the ArtiDiag900 BT's FCA Gateway Access, you can effortlessly work on modern makes and adjust protected functions such as clearing DTCs, bidirectional tests, and calibrations.

The ArtiDiag900 BT supports Chrysler, Dodge, Jeep, and other major brands.

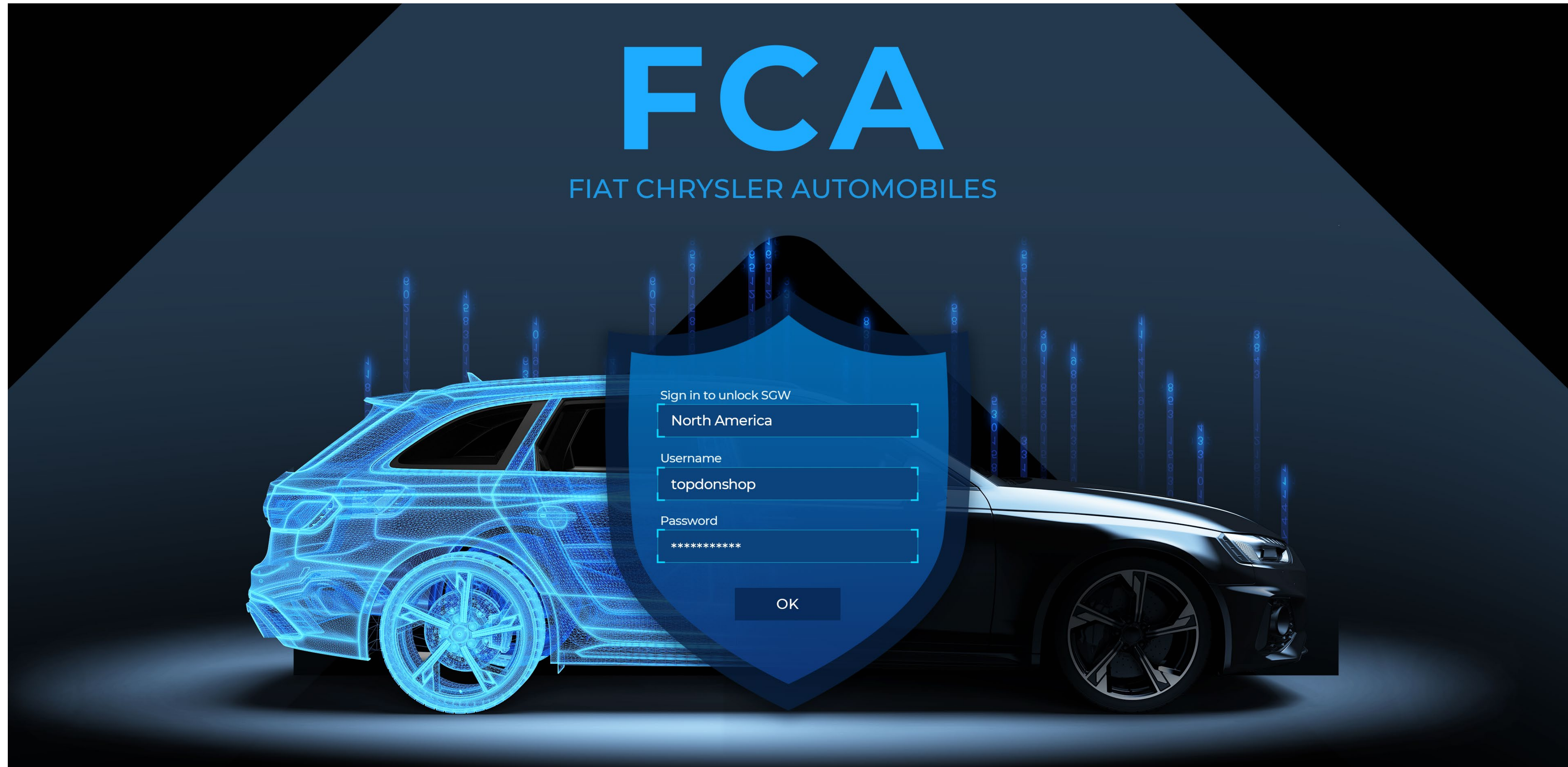
Specs

Features

What's In
The Box?

Comp Chart

FAQs



Brief

Master Data Streams

The ArtiDiag900 BT is capable of processing and analyzing data streams with a high level of expertise, enabling technicians to quickly and accurately identify the root cause of vehicle issues.

With the ability to display up to 4 data streams in a single graphical interface, users can evaluate vehicle performance and make precise and efficient decisions based on comparative data.

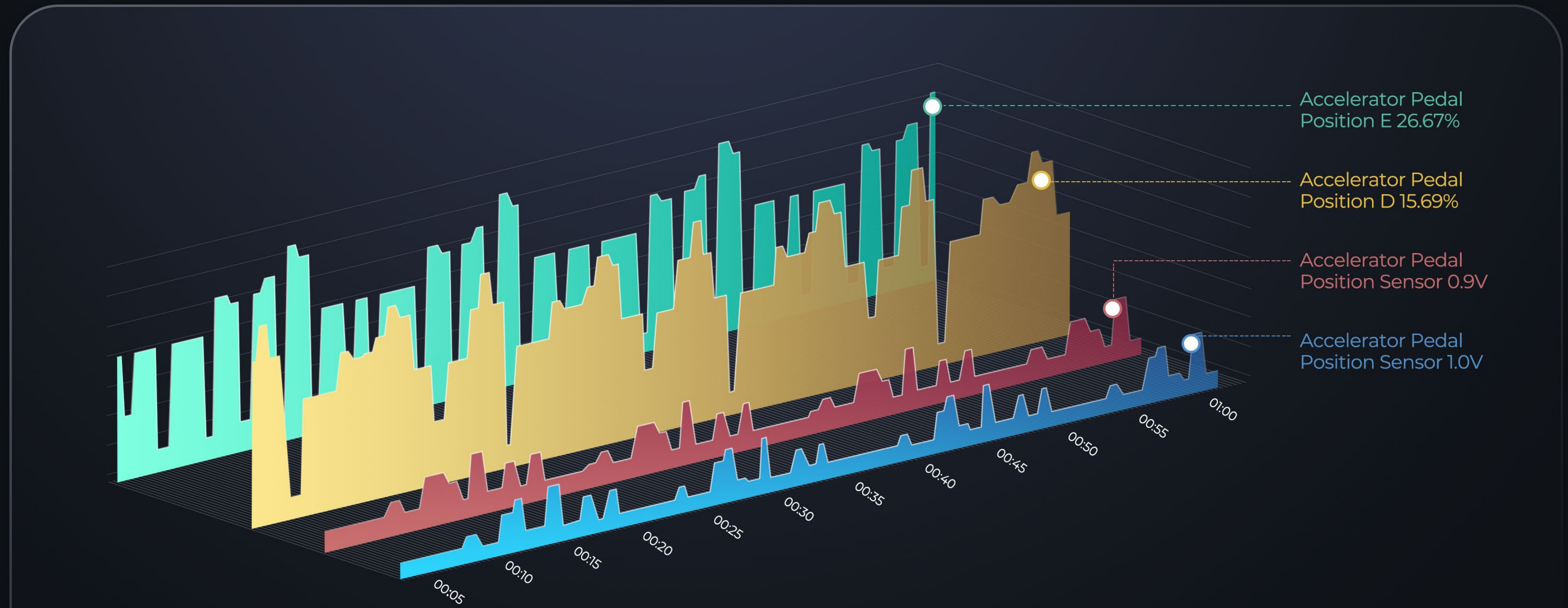

Specs

Features

What's In The Box?

Comp Chart

FAQs



Brief

Check Vehicle Compatibility In Seconds

Easily determine if your device is compatible with your vehicle using the Vehicle Coverage list feature.

Enter the Device Model, Vehicle Make, Vehicle Model, Year, and Function you would like to perform on your car, the Vehicle Coverage Lookup function can help you check whether the device is applicable to your vehicle, supporting several brands.

Specs

Features

What's In
The Box?

Comp Chart

FAQs

Coverage List

European

- ASTON MARTIN
- AUDI
- ALFA ROMEO
- ABARTH
- BMW
- BENTLEY
- BUGATTI
- CITROEN
- DR
- DACIA
- FERRARI
- FIAT

American

- BUICK
- CHRYSLER
- CADILLAC
- CHEVROLET
- DODGE
- FORD(AUSTRALIA)
- FIAT (BRAZIL)
- FORD
- GM(BRAZIL)
- JEEP

Asian

- HONDA
- TOYOTA
- HOLDEN (AUSTRALIA)
- ACURA
- DAEWOO
- DAIHATSU
- HYUNDAI
- HYUNDAI PLUS
- IKCO
- ISUZU
- INFINITI

Chinese

- YQMAZDA
- BAIC
- BYD
- BAIC WEIWANG
- BAIC SENOVA
- CHANGAN
- CHANGHE
- CHERY
- CHCADILLAC
- CHBUICK
- CHANGANFORD
- CHCHEVROLET

And More !

Brief

Keep Your Diagnostic Process Running Smoothly

Equipped with an upgraded 4-core 1.8Ghz CPU, the ArtiDiag900 BT operates with greater speed and efficiency, providing a smoother user experience.

With a 6300mAh battery that provides up to 11 hours of battery life with the screen on, the ArtiDiag900 BT is the perfect tool for automotive diagnostics on the go.

Specs

Features


What's In The Box?

Comp Chart

FAQs

Greater Speed and Efficiency

ArtiDiag900 BT



4-core 1.8Ghz CPU

SPEED

Speed and Efficiency

6300mAh

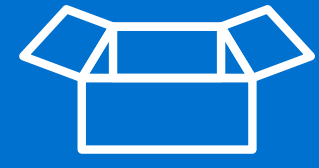
6300mAh Battery



11 Hours of Screen Time



Brief



What's In The Box?

Specs

ArtiDiag900 BT



Diagnostic VCI Dongle



Type-C to USB Cable



Features

3 in 1 Adapter



What's In The Box?

Carry Case



User Manual





Quick Start Guide



Comp Chart

FAQs

MODEL	ArtiDiag600S	ArtiDiag800 BT	ArtiDiag900BT
SPECIFICATIONS			
Display	5-inch TFT	6-inch	7-inch
RAM	2G	2G	2G
ROM	32G	32G	32G
Battery	1500mAh	3100mAh	6300mAh
EOBD/OBDII	√	√	√
Full System	×(PCM/TCM/ABS/SRS)	√	√
Read DTCs	√	√	√
Clear DTCs	√	√	√
Data Stream	√	√	√
Read ECU Information	√	√	√
Bi-Directional Control	×	×	√
Special Function	×	×	√
Service Function	8	28	28
ECU Coding	×	×	√
Vehicle Coverage	110+	110+	130+
Auto VIN	√	√	√
Software	Free	Free	2 Years Free
Software Languages	17 Languages: English, French, German, Spanish, Portuguese, Russian, Japanese, Italian, Polish, Turkish, Dutch, Hungarian, Slovak, Korean, Finnish, Czech, Arabic	17 Languages: English, French, German, Spanish, Portuguese, Russian, Japanese, Italian, Polish, Turkish, Dutch, Hungarian, Slovak, Korean, Finnish, Czech, Arabic	17 Languages: English, French, German, Spanish, Portuguese, Russian, Japanese, Italian, Polish, Turkish, Dutch, Hungarian, Slovak, Korean, Finnish, Czech, Arabic

Brief



FAQs

Specs

Question

Why does the ArtiDiag900 BT have no responses when it is connected to a car?

Answer

Check if the connection with the vehicle diagnostic socket is solid, or check if the ignition switch is on, or if the tool supports the car. Check whether the version of the scanner and VCI is the latest (if not, try again after updating), and check what indicator is on the VCI (refer to the indicator description in the user manual).

What's In
The Box?

Question

Why does the system stop when reading the data stream?

Answer

This may be caused by a loose diagnostic VCI dongle. Please unplug the VCI dongle. Please make sure the connection is stable and solid.

Comp Chart

FAQs

Brief



FAQs

Specs

Question

What to do if there's an issue with the vehicle ECU?

Features

Answer

Please confirm the following cases:

- (1)** Whether diagnostic VCI dongle is correctly connected.
- (2)** Whether the ignition switch is ON.
- (3)** Check whether the version of the scanner and VCI is the latest (if not, try again after updating), and check what indicator is on the VCI (refer to the indicator description in the user manual). Or, send your vehicle's year, make, model, VIN number, and Device's SN to us using the Feedback feature for timely technical assistance.

Functions

What's In
The Box?

Comparison

FAQs

Brief



FAQs

Specs

Question

Why does the screen flash when the engine ignition starts?

Features

Answer

This is normal. It is commonly caused by electromagnetic interference.

Functions

Question

How to upgrade the system software?

What's In
The Box?

Answer

- (1)** Power on the tool and ensure a stable Internet connection.
- (2)** Go to "Settings"->"App Update",tap "OTA" and then tap "Check Version" to enter the system upgrade interface.
- (3)** Complete the process by following the instructions on the screen step by step. It may take a few minutes depending on the status of your network. After the upgrade is finished, the tool will automatically restart and display the main interface.

Comparison

Brief



FAQs

Specs

Question

How to capture the screenshot?

Features

Answer

(1) Go to [Settings] and find [Screen Shots], Set it to ON.

(2) Tap the "Screen Shots" icon on the screen to capture the current screen, which will be saved in the "Photo Album" module.

Functions

Question

What's In
The Box?

Does the VCI dongle need to be updated?

Answer

Yes. To Update, go to [Settings] on the home screen and find [Firmware fix] to update. You can only update the firmware when the scanner is connected to the internet, and the VCI is connected to a vehicle. After the firmware update is complete, remove and re-plug the VCI on the firmware update completion page.

Comparison

FAQs

TOPDON



    @topdonofficial

+86-755-21612590 (Global HQ)
+1-833-629-4832 (North America)
+34 697 733 280 (Europe)

sales@topdon.com
support@topdon.com

**CHINA
TOPDON HQ**

topdon.com

Unit 2005 20/F, No. 3040 Xinghai Avenue,
Qianhai Shima Tower, Qianhai Shenzhen-Hong Kong
Cooperation Zone, Shenzhen, PR, China 518000



**USA
TOPDON**

topdon.us

400 Commons Way, Suite A
Rockaway, NJ 07866



**EU
TOPDON**

eu.topdon.com

Barcelona Spain

